



What has changed?

The application has been updated to be responsive on whatever device you are viewing your SummitOnline Banking – your mobile phone, laptop, desktop and tablets. The update now supports touch-screen technology. Navigation has been simplified and streamlined.

Font Icons have replaced photos which are often pixelated.

- + Add/Create
- ✓ Success
- ✎ Edit
- i Information
- Delete/Cancel
- ⚠ Warning
- ↓ Download
- ⚠ Error

Buttons have a solid color to visually guide you to where you want to go.



Table row heights and spacing is increased to better accommodate touch screen interaction.

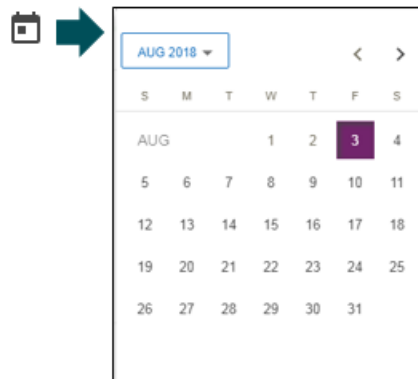
Liabilities					Sort ▼ ▲
Account Name	Number	As Of	Available Balance	Current Balance	
Real Estate-0130	*0130	07/03/2018	0.00	0.00	
Real Estate-0131 (Construction Loan - 1)	*0131	07/03/2018	0.00	0.00	
Real Estate-0132 (Construction & Loan's - 2 changed)	*0132	07/03/2018	0.00	0.00	

SummitOnline Banking

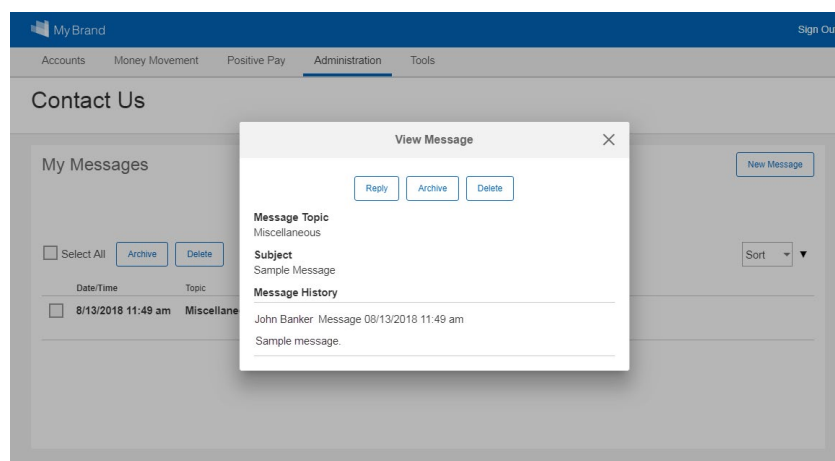
Menu dropdown icons provide quick navigation to the task you want to access.



Calendar/Date Picker opens to a restyled calendar, where the selected date is shaded.

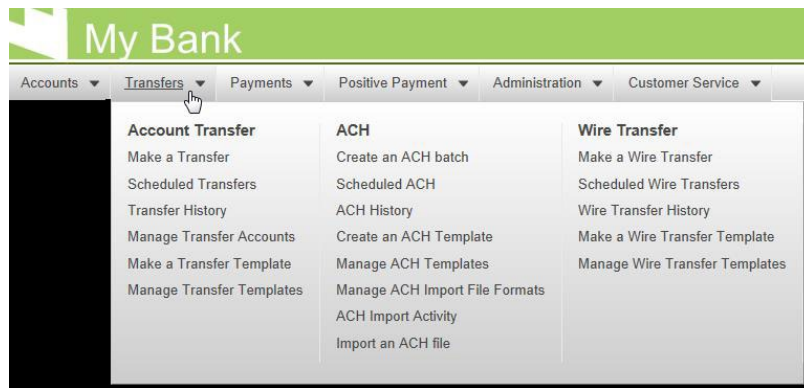


Dialog Windows are used for actions on the main screen like view, create, edit and delete.

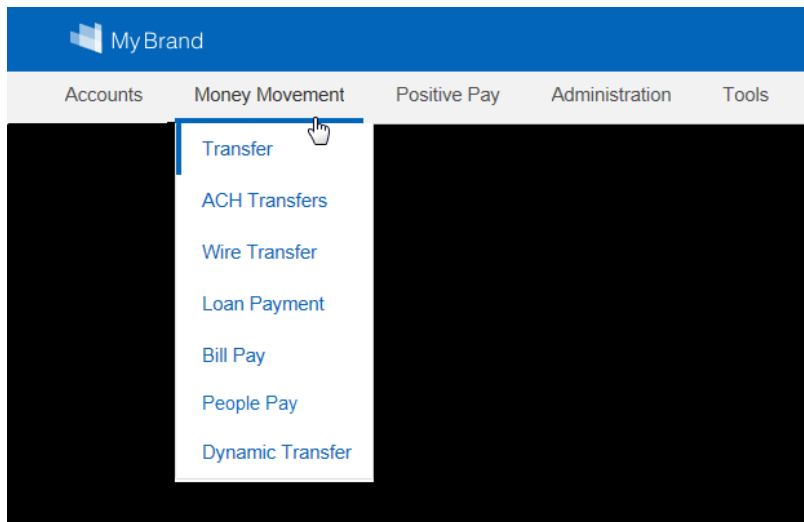


SummitOnline Banking

Menu Navigation are redesigned to be responsive on smaller devices and renamed based on usability studies.

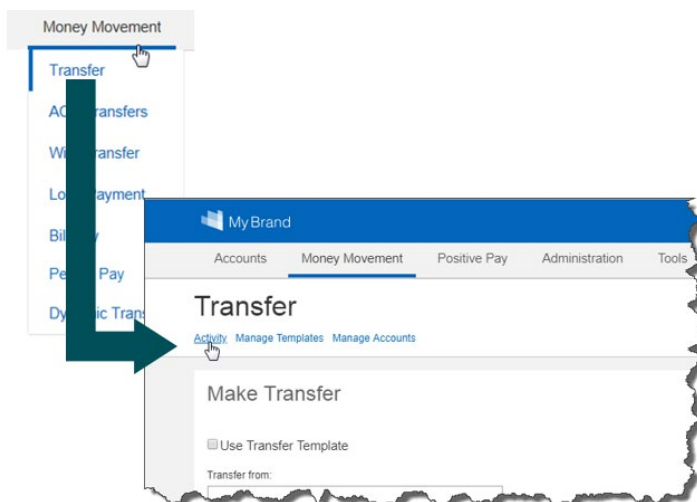


Old Version



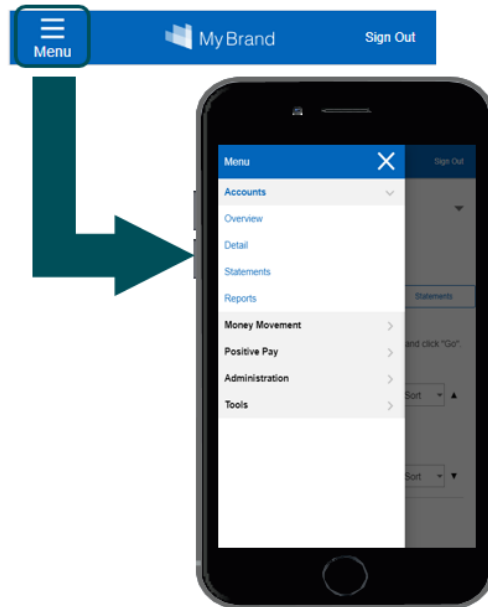
New Version

When you select a task from the top navigation bar, another sub-navigation link presents options.

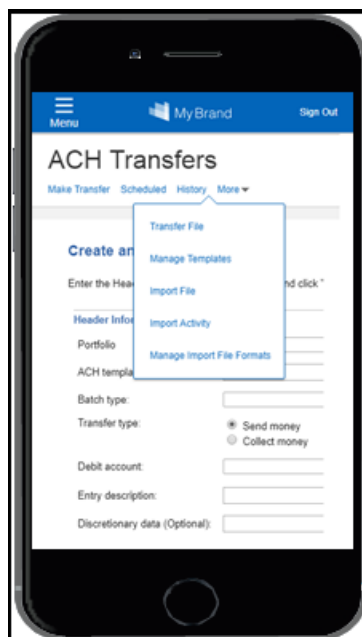


SummitOnline Banking

On smaller devices, like mobile phones, a menu icon appears in the banner instead of a horizontal navigation bar.

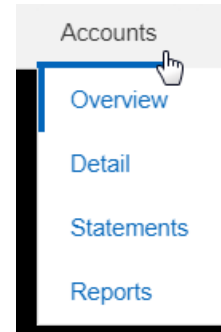


The application is now device responsive and will adjust until no more information can fit on the screen. At that point, a "More" link appears so the remaining sub navigation links appear.

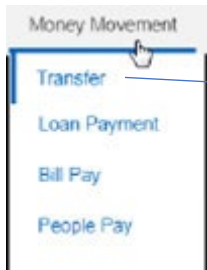


SummitOnline Banking


Accounts Menu is consolidated into four submenu links.



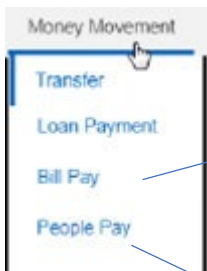
Money Movement Menu includes a submenu to functions dealing with the movement of money. Each submenu had sub-navigation link as indicated below.



Sub-navigation Link	Screen Title
Make Transfer	Make Transfer
Activity	Activity
Manage Templates	Manage Templates
Manage Accounts	Manage Accounts



Sub-navigation Link	Screen Title
Make Payment	Make Payment
Activity	Activity
Manage Templates	Manage Templates
Manage Accounts	Manage Accounts

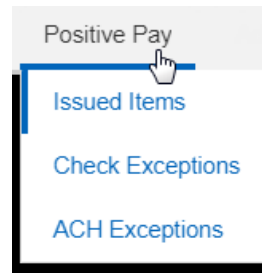


Sub-navigation Link
Retail Bill Pay
Business Bill Pay
Bill Pay

Sub-navigation Link
People Pay
Manage Payment Accounts

SummitOnline Banking

Positive Pay Menu has three submenu links



Each submenu has sub-navigation link as indicated below.

Submenu Link	Sub-navigation Link	Screen Title
Issued Items	Outstanding Issued Items	Outstanding Issued Items
	Enter Item	Enter Issued Items
	History	Positive Pay History
	Import File Formats	Issued Item Import Formats
	Import	Issued Item Import History
Check Exceptions	Manage Exceptions	Manage Check Exceptions
	Summary	Exception Summary Report
	History	Exception History
ACH Exceptions	Manage Exceptions	Manage ACH Exceptions
	Payment Rules	ACH Positive Pay Rules
	History	ACH Positive Pay Exception History